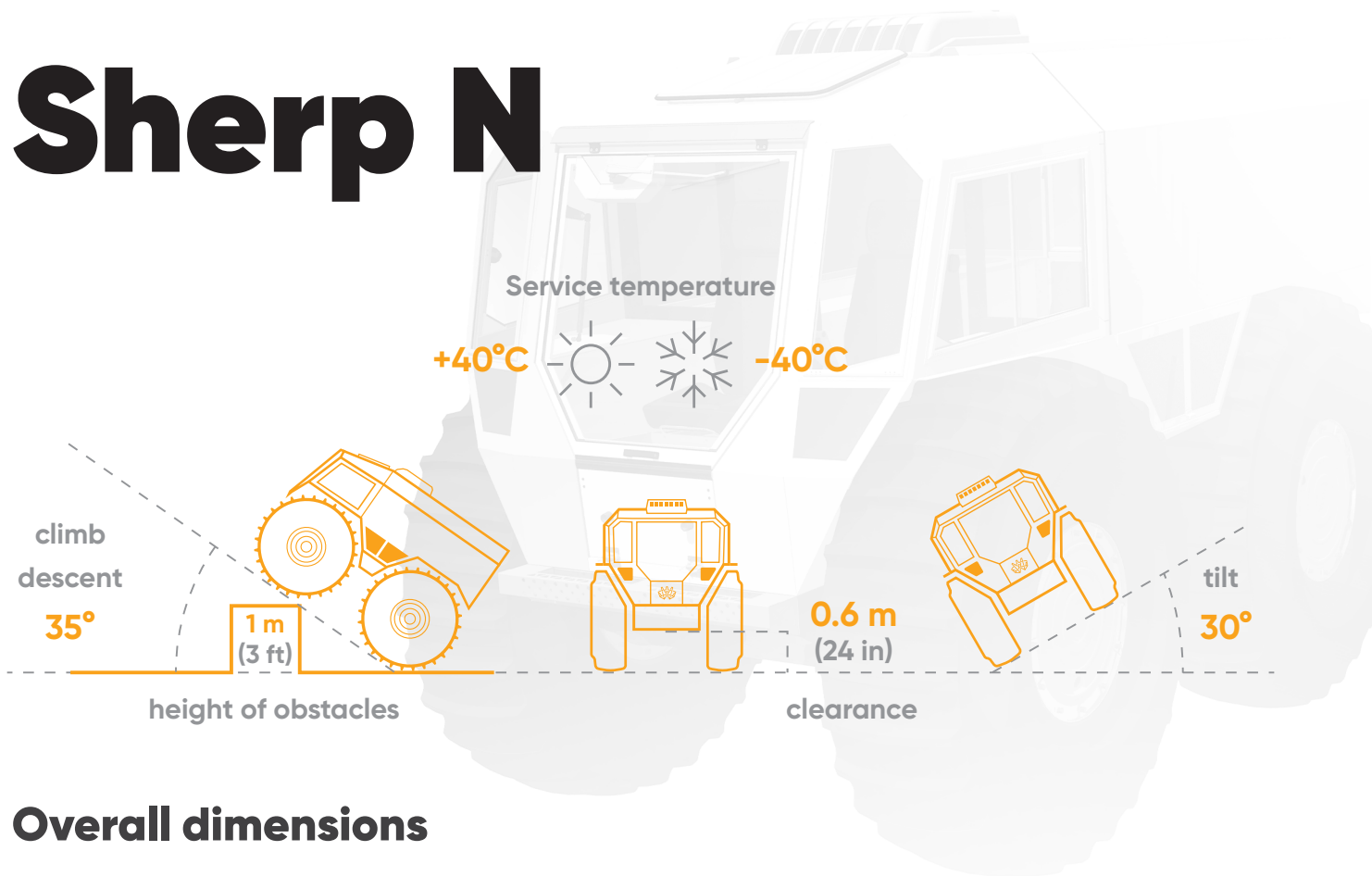


# Sherp N




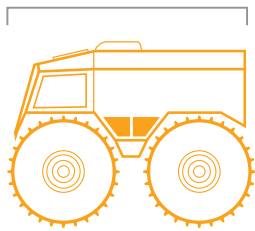
## Overall dimensions

**3984 mm (156 in)**

**2520 mm (99.2 in)**

length

width



height  
**2846 mm**  
(112 in)

wheel base

**2200 mm (86 in)**

## Max. Speed



grounds

**40 km/h (25 mph)**

grass, gravel, sand, peat, moor, marsh,  
sand, dunes, rocks, scree, snow, ice,  
climbing from water to ice



water

**6 km/h (3.7 mph)**

ponds, lakes, rivers, sandbanks,  
shores, coasts, frozen waters ...

## Fuel autonomy



DIESEL

**75-307 L (20-81 gal)**

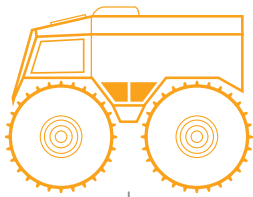
**from 5 lph (1.3 gph)**

Fuel tank volume of **75 L (20 gal)**  
plus 4 fuel canisters **58 L (15.3 gal)** of  
each canister) gives you possibility to  
drive more than **61 hours** of autonomy  
and **14 hr non-stop running** just with  
main fuel tank

# Sherp N

## Sherp Hard Top

1000 kg (2200 lb)

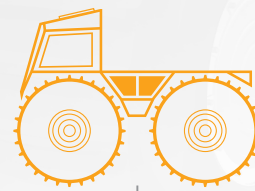


The driver  
+ up to  
9 passengers

2400 kg (5291 lb)

## Sherp Pickup

1200 kg (2645 lb)



2150 kg (4740 lb)

loading capacity

dry weight

### Base model includes

- ✓ Front cabin and rear compartment ROPS
- ✓ Backup battery
- ✓ Rear view camera
- ✓ LED hi-beam and low-beam
- ✓ Towing hitch integrated in front and rear bumpers
- ✓ Integrated front and rear door ladder
- ✓ Parking brake
- ✓ 3-point seatbelts for driver and passenger
- ✓ Glove boxes and cup holders
- ✓ Under floor storage boxes
- ✓ Additional fuel tank in the rim
- ✓ Autonomous heater
- ✓ Preparation for A/C
- ✓ Preparation for Winch set

### Additional options available to order

- + A/C
- + Rear seats (2 or 4) with seatbelts
- + Rear benches set for 8 passengers
- + Winch set
- + Additional LED lights (Rear)
- + Front LED roof light bar
- + Locker (2pcs.)
- + Set of cargo storage nets

### Base model includes

- ✓ Front cabin ROPS
- ✓ Backup battery
- ✓ Rear view camera
- ✓ LED hi-beam and low-beam
- ✓ Towing hitch integrated in front and rear bumpers
- ✓ Integrated front and rear door ladder
- ✓ Parking brake
- ✓ 3-point seatbelts for driver and passenger
- ✓ Glove boxes and cup holders
- ✓ Under floor storage boxes
- ✓ Additional fuel tank in the rim
- ✓ Autonomous heater
- ✓ Preparation for A/C
- ✓ Preparation for Winch set

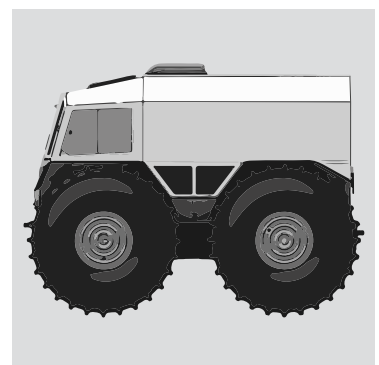
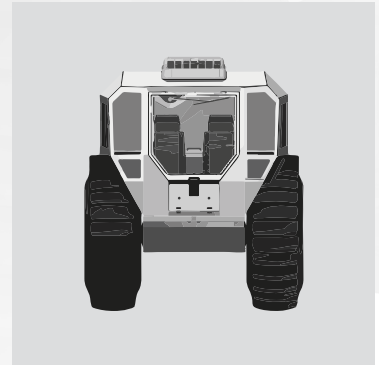
### Additional options available to order

- + Winch set
- + Additional LED lights (Rear)
- + Front LED roof light bar
- + Locker (2pcs.)
- + Set of cargo storage nets

# Sherp N

## Specification and technical characteristics

Body type	removable hardtop
Body material	Steel (frame and bottom, hot dipped galvanized) and aluminium (cabin)
Steering	Skid steering
Tire size	1800x600x25 (72x23x25in)
Type of tyres	Tubeless, extra-low pressure
Suspension	Pneumatic circulating
Maximum speed (at the top-gear)	40 km/h (25 Mph)
Minimum speed (at the low-gear)	2 km/h (1,2 Mph)
Engine model	Doosan D18
Fuel type	diesel
Emission control	Stage 5 / Tier-4-final
Engine DOC (Diesel Oxidation Catalyst)	maintenance free
Fuel consumption	4 L/h (1gal/h)
Engine displacement	1.8 L (61 cubic inches)
Cylinder count	3
Max engine power	55 hp / 41 kWt
Max engine torque	190 H/M (133 ft/lb)
Generator Performance	140 A
Fuel tank volume	75 L (20 gal)
Capacity of additional fuel canisters	4 x 58 L (15 gal)
Gearbox	6 gear, mechanical
Towing capacity	2200 kg (4850 lbs)
Cabin internal volume	2 m <sup>3</sup> (70 cu ft)
Rear space internal volume (Hard Top)	5,8 m <sup>3</sup> (205 cu ft)
Overall internal volume (Hard Top)	7,8 m <sup>3</sup> (250 cu ft)
Maintenance interval	50 hours
Parking brake system	Yes, mechanical handbrake



# New Sherp Advantages

1

+ Load capacity increased by 20%

2

+ Up to 6 seats with 3-point seatbelts. And up to 10 with benches and 2-point seatbelts

3

+ Internal volume of New Sherp increased by 50%

4

+ Internal volume of Cabin increased by 30%

5

+ Advanced interior ergonomics

Driver seat is much more comfortable even for people with large stature. Controls, such as levers of the rotation mechanism and various devices and buttons are located in more convenient and accessible places.

6

+ More powerful engine 55 hp compared to 44 hp

7

+ More eco friendly engine, meets Stage 5 / Tier-4-final emission standards

8

+ Increased wheelbase, allows to move with great comfort on difficult terrain

9

+ Larger tires - 1800 mm high, which gives more passability

10

+ Chains located in closed oil baths - no need to service and lubricate

11

+ Warranty period is 2000 m/h or 1 year (whichever comes first)

12

+ Engine warranty period is 3 years or 3000 m/h (whichever comes first)